

2 YEAR WARRANTY * 1 MILLION KM
**5 YEAR
STRUCTURAL
GUARANTEE***
2 YEAR WARRANTY * 1 MILLION KM

WINNEBAGO
The Motorhome People



LONGREACH RANGE

Longreach range



Uncompromising Lifestyle

Do you dream of breathing in salty fresh air whilst strolling on a long sandy beach or perhaps the challenge of an all day hike up a mountain? Whatever experience you desire, wherever you may find it, you will have the luxury of knowing that the comfort and safety of home will always be close at hand. Sit back, relax and enjoy the style that the Winnebago Longreach has to offer.

The slide out room/s enhance the living experience by creating an awesome entertainment area. Take a look at floorplan options available from 8.3 metre (27') or 9.5 metre (31') model manufactured on the eco friendly rugged Isuzu chassis.

Complete the loop around Australia and never sacrifice a home cooked meal, the kitchen will delight the fussiest chef; and the space will amaze you.

The bedroom features a queen size bed with comfortable envirofoam mattress on posturepedic bed slats, coordinated bedspread and cushions, a huge wardrobe and heaps of drawers. Wake up refreshed, yawn, stretch and greet another incredible day.

Whether it is weekends to visit friends and family or winters to escape the cold, the Winnebago Longreach is the motorhome that will take you there.



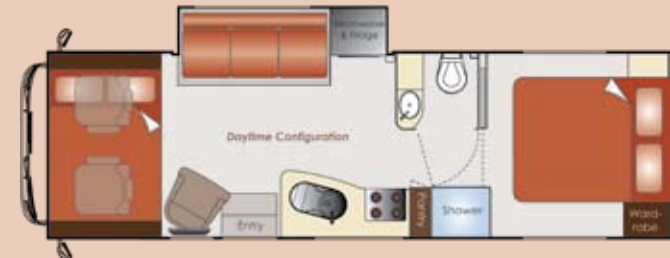


Model C3136SL

Established in 1965, Winnebago is the No.1 Motorhome Manufacturer in the Southern Hemisphere. Winnebago is an Australian owned company with a wealth of manufacturing experience in Australia for Australian conditions.

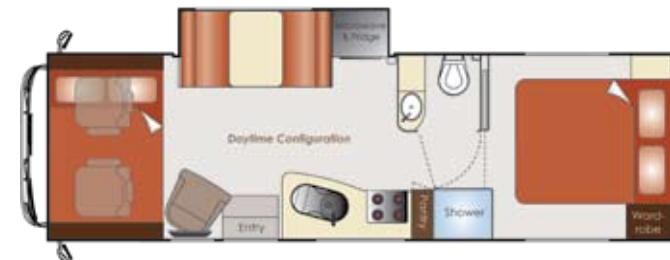


C2735SL



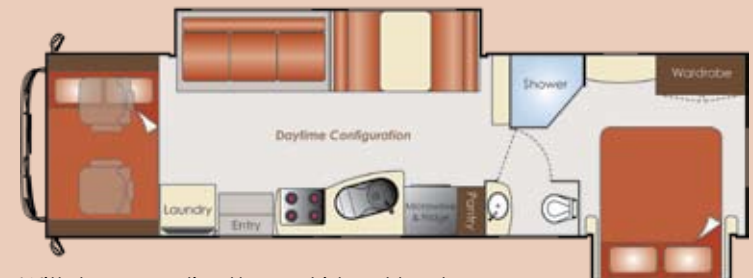
With lounge and Island bed.

C2735SL



With dinette and island bed.

C3136SL



With lounge, dinette and island bed.



Motorhome specifications

Model	C2735SL	C3136SL
Isuzu NH NQR 450 Premium AMT	*	*
Exterior Length	8230mm	9500mm
Exterior Width	2490mm	2490mm
Exterior Height	3600mm	3600mm
Wheel Base	4475mm	5425mm
Interior Height	1980mm	1980mm
Fresh Water Capacity	250 ltr	250 ltr
Grey Water Capacity	125 ltr	125 ltr
Black Water Capacity	25 ltr	25 ltr
Hot Water Capacity	23 ltr	23 ltr
LP Gas	18 kg	18 kg

Chassis specifications

	Isuzu NQR450 Premium
Engine	4 cylinder turbo diesel
Displacement	5193cc
Power	139kw (186hp) @ 2600rpm
Torque	510Nm @ 2600 rpm
Transmission	6 speed automated manual
Fuel Type	Diesel
Fuel Capacity	140 ltr
Driven wheels	Rear wheel drive
Rear wheel configuration	Dual rear wheels
Tyres	225/70R
Wheelbase	4475mm
Suspension	Front airbag assisted multi leaf suspension
Brakes	Front disc & rear drum
Gross vehicle mass	8700kg
Gross combined mass	12200kg
Licence requirement	Medium rigid licence (MR)

The Longreach – Unique and Impressive

- The bathroom is just like home, offering a generous sized shower with shower screen, large vanity with lights and residential style toilet with convenient foot-pedal flush.
- The shower features a large skylight and hand held shower head for a steamy hot or refreshingly cold shower.
- Sink back into the comfy lounge and switch on the LCD TV and never miss your favourite TV show.
- Designer decor features only the finest durable fabrics and flooring. Solid timber framed cabinet doors and colour coordinated bench tops give the Longreach Range an overall look and feel of quality and craftsmanship.

Australian built for Australian Conditions

Metal Wall, Floor and Roof Frames

The floors, walls and roof of each Winnebago motorhome consist of a fully welded metal frame to provide strength and rigidity to the motorhome body, capable of withstanding years of travel over the most uneven roads Australia has to offer. The frame is filled with a thick foam sheet which acts as an insulating material, vastly reducing road noise and assists in maintaining a moderate temperature within the motorhome. It is then laminated between two backing panels and an outer fibreglass skin, all sandwiched together using Polyurethane hot melt adhesive a process which is one of a kind in Australia.

Metal Under body protection

Unique to Winnebago are our Motorhome floors. Utilising a sandwich panel construction consisting of a one piece plywood floor laminated on foam insulated fully welded metal frame with metal underfloor protection. The metal sheeting affixed to the underside of the floor offers protection from all road surfaces.

Structural Support

Our motorhome body construction offers strength and durability, we have engineered the frame so that each panel supports the other. The motorhome floor is the key – it supports the walls as the walls are affixed to the top of the floor, not just screwed to the floor side. The roof then sits on the top of the walls thus all stress loads are shared and the body and roof gains additional strength.

Quality Control

Winnebago focuses heavily on its Quality Control processes to ensure the final product is as free of manufacturing defect as possible. We work closely with our suppliers to ensure that only quality grade material and components are used in the manufacture of each Winnebago.

Research and Development

Winnebago has invested heavily in design and engineering, both in skilled people familiar with Motorhome engineering requirements and also in computer and technical equipment incorporating the latest in design and engineering software.


Second Stage of Manufacture Compliance

All Winnebago motorhomes comply with Australian and New Zealand Governmental safety, design and self containment regulations.



RVMAA

Winnebago is a proud supporter and member of the Recreational Vehicle Manufacturers Association of Australia, the industry organisation tasked with ensuring the Motorhome Industry is at the forefront of professionalism and quality.



The Winnebago Guarantee – 5 years and a million reasons to think Winnebago

Winnebago motorhomes are protected by a market leading 2 year or one million kilometre warranty on Winnebago manufactured components* and a 5 year structural warranty on the motorhome body*. Combine that with the support and warranty offered by our chassis and component suppliers and a two year emergency roadside assist plan, and you can enjoy your Winnebago motorhome lifestyle with the peace of mind that we are behind you all the way. * Refer to warranty policy manual for terms and conditions. Commercial usage warranty terms differ.

Standard features and options

Chassis Features

Power windows
 Power steering
 Power mirrors
 Cruise control
 Central locking
 ASR Traction control
 ABS braking system & exhaust brakes
 Driver & passenger airbags
 Engine immobiliser
 Climate controlled air conditioning
 Front fog lamps
 Multi information display
 Contoured bucket seats with lumbar support
 90 degree cabin door opening

Motorhome Features

Feature	C2735SL	C3136SL
Ducted air conditioning	✓	✓
Slide out room	✓	✓
Ducted diesel furnace heater	✓	✓
External shower	✓	✓
Inverter system	✓	✓
Inbuilt generator	✓	✓
Twin solar panels	✓	✓
LCD television and DVD	✓	✓
Roll out awning	✓	✓
Separate shower and toilet	✓	✓
Vacuum flush toilet	✓	✓
Satellite navigation (GPS)	✓	✓
Colour reversing camera	✓	✓
Electric entry step	✓	✓



Other Features

<p>Bathroom</p> <p>12 volt hatch in shower Mirror with lights over vanity Separate vanity basin Sky light in shower Toilet roll holder Toothbrush holder Vacuum toilet system Winnebago shower system</p> <p>Body Construction</p> <p>Aerodynamic fibreglass moulded front Colour matched external decals Domed roof for water run-off Entry door grab handle & light Entry step – double electric Foam insulated floor walls & roof Large Pass-through storage bins Louvre windows with fly screens Metal under floor protection Motorhome entry door fitted with dead bolt & fly screen Mud flaps One piece pinchweld seal on storage bins One piece EDPM rubber roof One piece plywood floor laminated on foam insulated fully welded metal frame Rear fibreglass moulded back wall Roll out awning Roof rack & ladder</p>	<p>Sliding battery tray Slide out room system – single C2735SL & twin C3136SL Smooth external fibreglass Winnebago welded metal frame foam insulated super panel</p> <p>Cabin</p> <p>Cabin air conditioning Cabin central locking CD player with MP3 playback, AM/FM stereo radio, iPod charge & control facility Colour coordinated Winnebago adjustable lumber support driver & passenger seats Cruise control Driver & passenger air bags Electrically adjustable & heated side mirrors Large access to motorhome from cabin Multi information display with GPS Rear vision camera Windshield privacy curtain</p> <p>Electrical</p> <p>2 x solar panels, battery charging with regulator 3 x 100amp isolated motorhome batteries 12 & 240 volt power throughout 240 volt 3.6KVA generator with internal start 240 volt roof mounted air conditioner Awning light Ceiling lights with switches down low External entertainment unit</p>	<p>High mounted brake light at rear High mounted radio aerial with booster 2000w inverter with 12volt battery charger LCD TV/ DVD Power mirrors TV antenna wind-up with booster Winnebago's unique LCD 12 volt integrated energy management system with digital clock, battery voltage & amperage reading, interior and exterior temperature reading & 12 volt low voltage cut out switch</p> <p>General Interior</p> <p>Ample storage throughout Child restraint ADR approved (some models) Coat hooks Colour coordinated bed spread Day & night shades Dinette (some models) Envirofoam mattress on posturedpedic slats Key hooks Ladder for cab over bed Laundry cabinet C3136SL Lift up bed over cabin Lounge with pull out bed Magazine holder Metal draw runners with 100% extension Polished timber cabinet doors Radius benchtops Solid timber furniture screwed together & wrapped in vinyl</p>	<p>Stainless steel 'D' handles on cabinet doors Swivel chair C2735 SL Vinyl floor throughout Winnebago digital clock Wire basket drawers</p> <p>Heating & Cooling</p> <p>12 volt large Euro roof hatch Diesel furnace heater Flush clamp type radius motorhome windows with safety glass Louvre windows with flyscreens Roof vent fan with thermo auto control Winnebago's unique roof mounted ducted air conditioning system</p> <p>Kitchen</p> <p>3 way auto change over 2 door fridge/ freezer 184 litre Bench extension at entry Cutlery draw insert Slide out pantry Stainless steel carousel microwave Stainless steel rangehood with fan & light Stainless steel sink & drainer Stove – 3 Burner LPG with one 240 volt electric element oven Tea towel rail</p> <p>Plumbing & LPG</p> <p>2 x 9 kg LP Gas bottles 12 volt electric start gas & 240 volt element External BBQ fitting</p>	<p>External shower Hot water system Mains pressure reducer Single lever mixer taps Waste evacuation hose Waste pipes are 40mm in diameter Water filter at sink Water tank & battery monitor system</p> <p>Safety Features</p> <p>240 volt earth leakage protector Entry Grab Rail – Internal Fire extinguisher High mounted rear brake light LP gas leak detector Safety cupboard door catches Safety exit Smoke detector</p> <p>Options</p> <p>Bull bar Full external paint Laundry cabinet C2735 SL Storage unit replacing lift up bed Swivel chairs with table replacing lounge Ultra leather seating Washing machine</p>
--	---	---	--	--



Enjoy the lifestyle and the support



Join the Winnebago RV Club

Enhance your Motorhome lifestyle with the Winnebago RV Club. Save with our fantastic discounts and benefits for members, have fun on our safaris to interesting places, create lifelong friendships at our fantastic gatherings, listen and learn at our interesting and varied seminars. We have the best motorhome insurance available, consider our Winnebago RV HELP emergency assistance program. What about our free mail forwarding service? Join now and receive your free membership compendium.

Just call AUS 1800 CLUB RV (2582 78) or NZ 0800 CLUB RV (2582 78) to find out more.

WINNEBAGO RV HELP

You no longer need to worry if something happens unexpectedly; Winnebago RV HELP is there to assist you on your way seven days a week, twenty four hours a day. The Winnebago RV HELP emergency Roadside assistance program offers you that extra peace of mind as you discover the sights of Australia, knowing that if an unfortunate mechanical incident does occur, there is someone at the end of the telephone to help you out – and it's free for the first 2 years.

Visit Us

Why not visit our modern manufacturing facility at Emu Plains, west of Sydney where you can relax at our Visitors Centre and enjoy guided factory tours which are held every Friday from 1.15pm by appointment only.

WINNEBAGO

Winnebago Industries

For more information contact your nearest Dealer on Freecall (AUS) **1800 102 201** or (NZ) **0800 946 643**

www.winnebago.com.au

Your Local Winnebago RV Dealer is:



PROUD MEMBERS OF THE RVMAA

Please Read: Specifications herein are accurate at time of printing. Winnebago Industries reserve the right to modify without notice. For more detailed information please contact your nearest dealer.